

2022
COLLEGE CHANGES EVERYTHING[®]
CONFERENCE

WHAT TRANSFER 'PATHWAYS' HAVE TAUGHT US

Holly Pflum, Transfer Initiative Coordinator

Julian Parrott, Assistant Vice President for Academic Programs and Partnerships

University of Illinois System

TALKING POINTS

- Introductions/Poll
- Data, data, data
- Overview of higher education pathways
- The U of I System Transfer Guarantee

JULIAN PARROTT

HOLLY PFLUM

UI SYSTEM TRANSFER LANDSCAPE

- Nearly **13,000** U of I students are transfer students
 - **4,500** → # of new transfer students in AY 2021
- Representation from **all 48** Illinois community colleges
- About a **third** of our undergraduate degrees handed out in May were to transfer students
- **76%** → of the first-time transfer students starting in Fall 2018 graduated within 4 years
 - 76% of the first-time freshman students starting in Fall 2018 graduated within 4 years.
 - **85%** transfer student first year retention rate (cp 89% for first-time freshmen)
- Credits at completion →
 - **137** credit hours (transfers)
 - 136 credit hours (first-time freshmen)
- Average time to degree for a transfer student - **5** semesters
- Final institutional GPA →
 - **3.34** (transfers)
 - 3.38 (first-time freshmen)
- 2018 – **159** separate pathway programs, admission guarantees, articulation agreements, etc.
- We support MCT and Transferology



WHY ARE TRANSFERS IMPORTANT?

- Good for the state
 - Nearly 90% are from Illinois
 - With about two thirds coming from Illinois community colleges
 - Students who graduate from Illinois institutions tend to stay in Illinois
- Good for Students
 - Expanded options
 - Access & Affordability
 - 30% of transfers are Black or Latinx
- Good for Institutions
 - Enrollment numbers
 - They graduate at higher rates than FTF

slido

Join at
slido.com
#2788 559



AND YOU?

SHIFTING DEMOGRAPHICS

2010 → 2020, BY INSTITUTION

Figure 1. College enrollment rates of 18- to 24-year-olds, by level of institution: 2010 through 2020

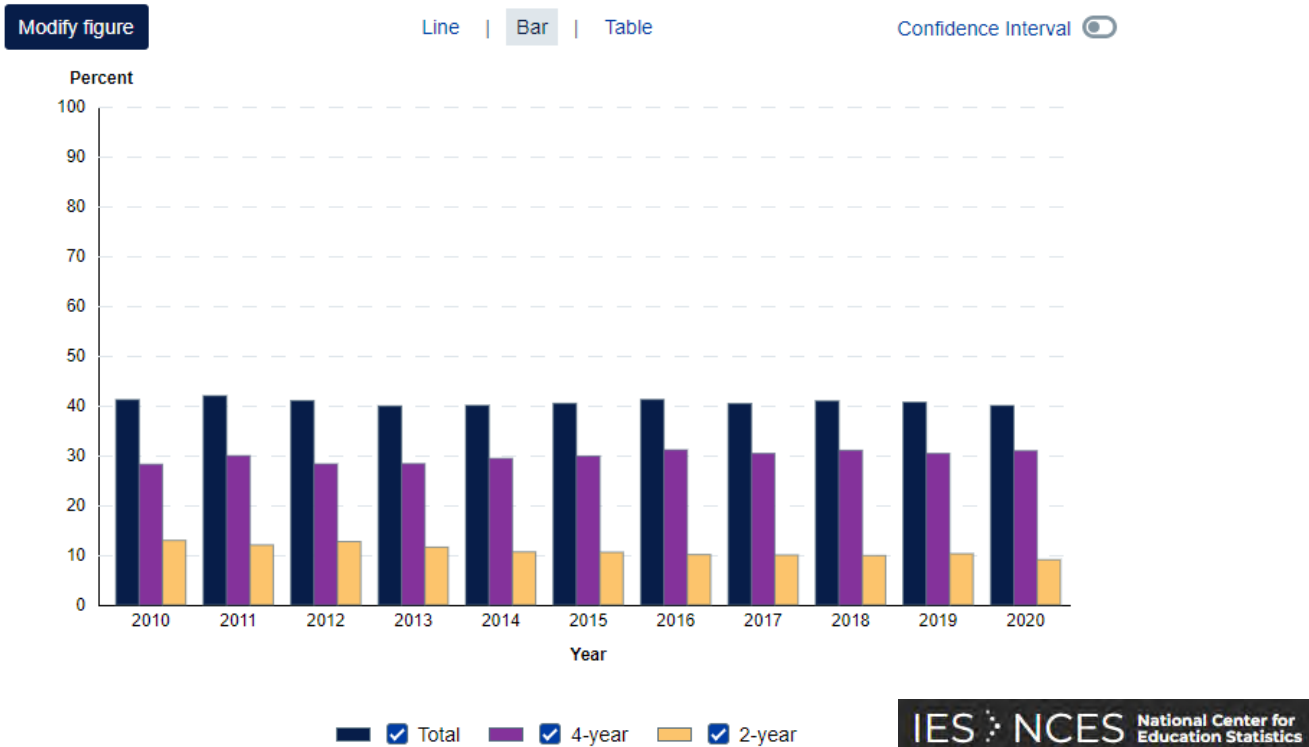


Figure 2. Percentage distribution of full-time undergraduate enrollment in degree-granting postsecondary institutions, by level and control of institution and student age: Fall 2019

Level and control of institution

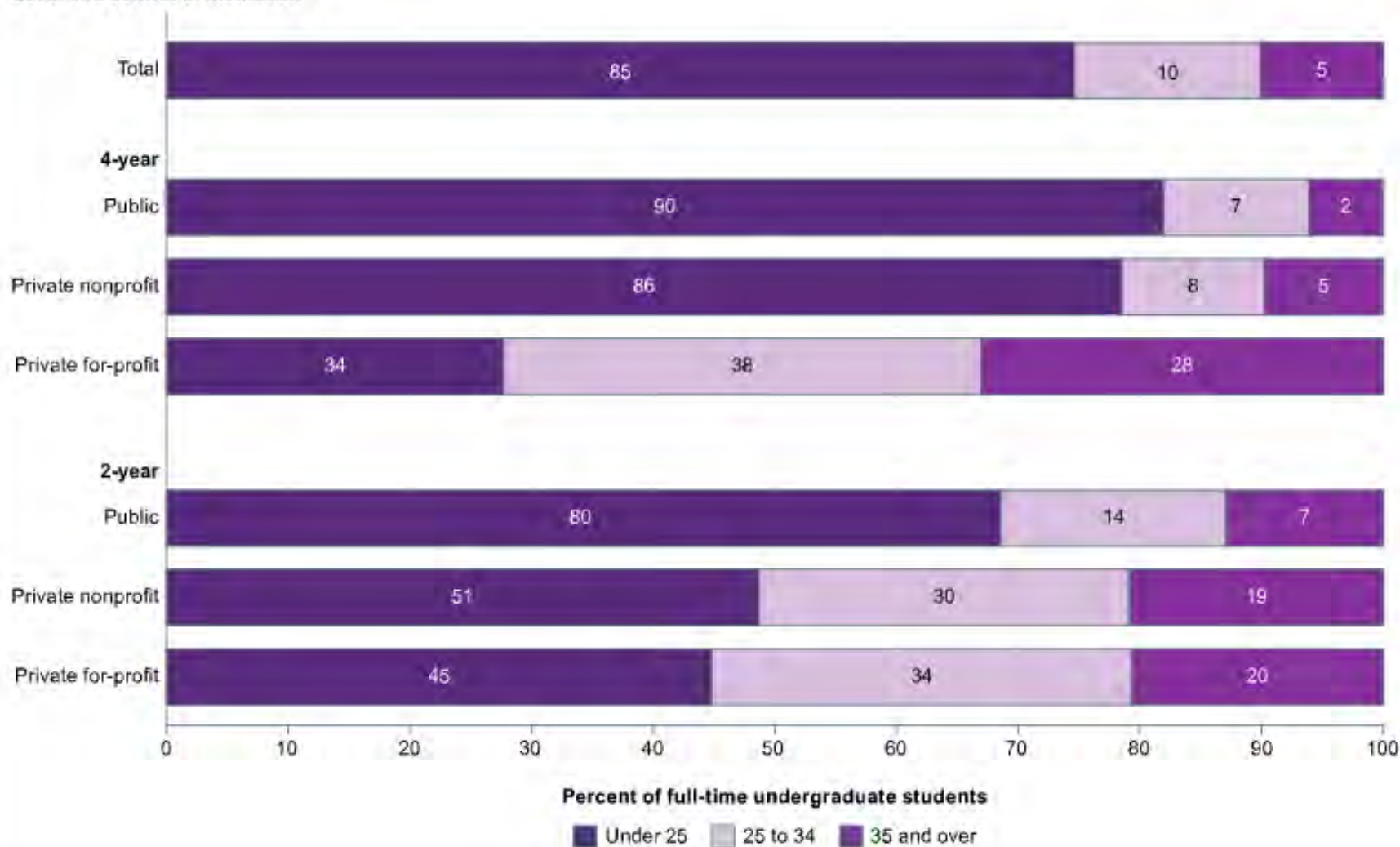
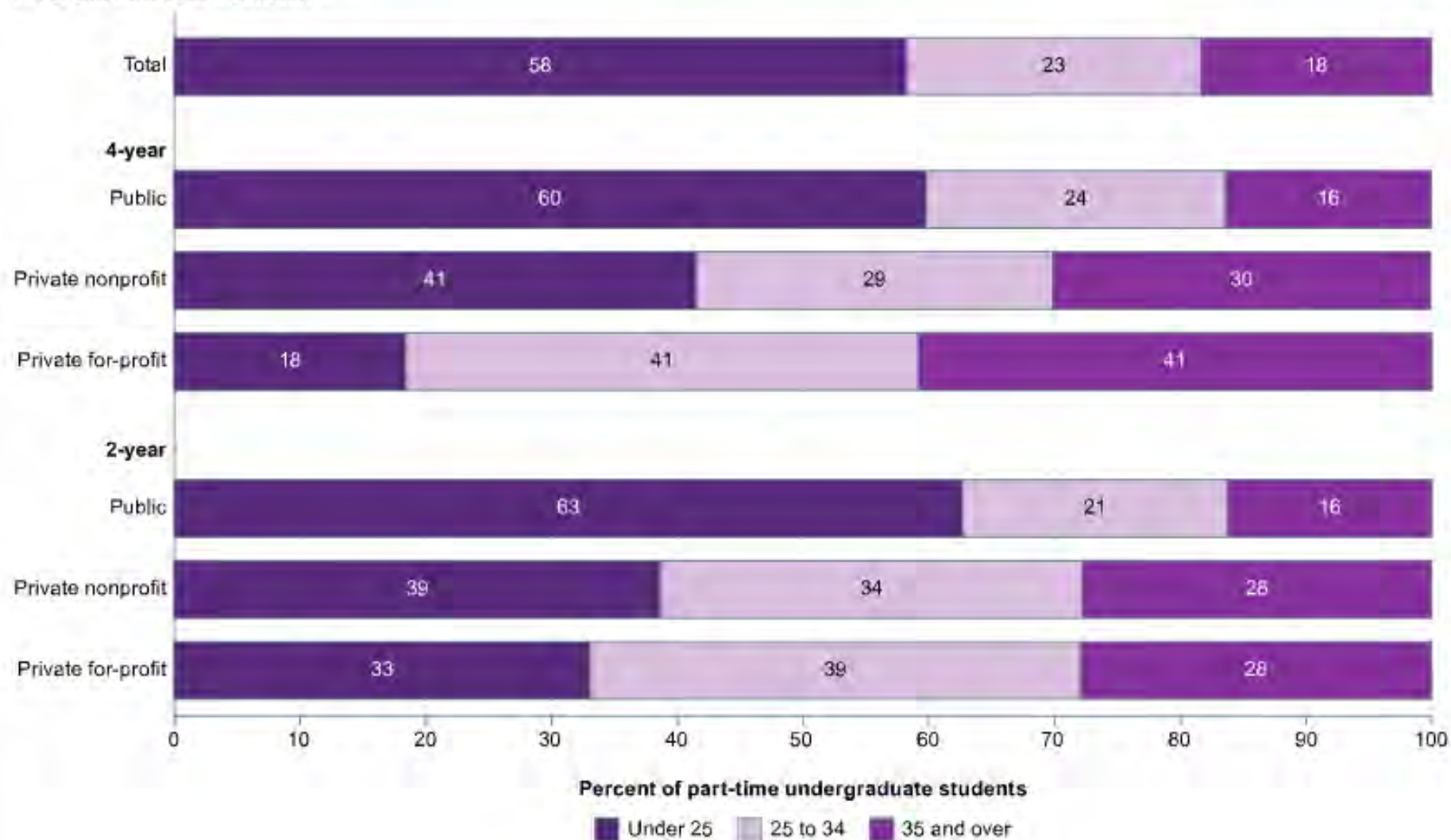


Figure 3. Percentage distribution of part-time undergraduate enrollment in degree-granting postsecondary institutions, by level and control of institution and student age: Fall 2019

Level and control of institution



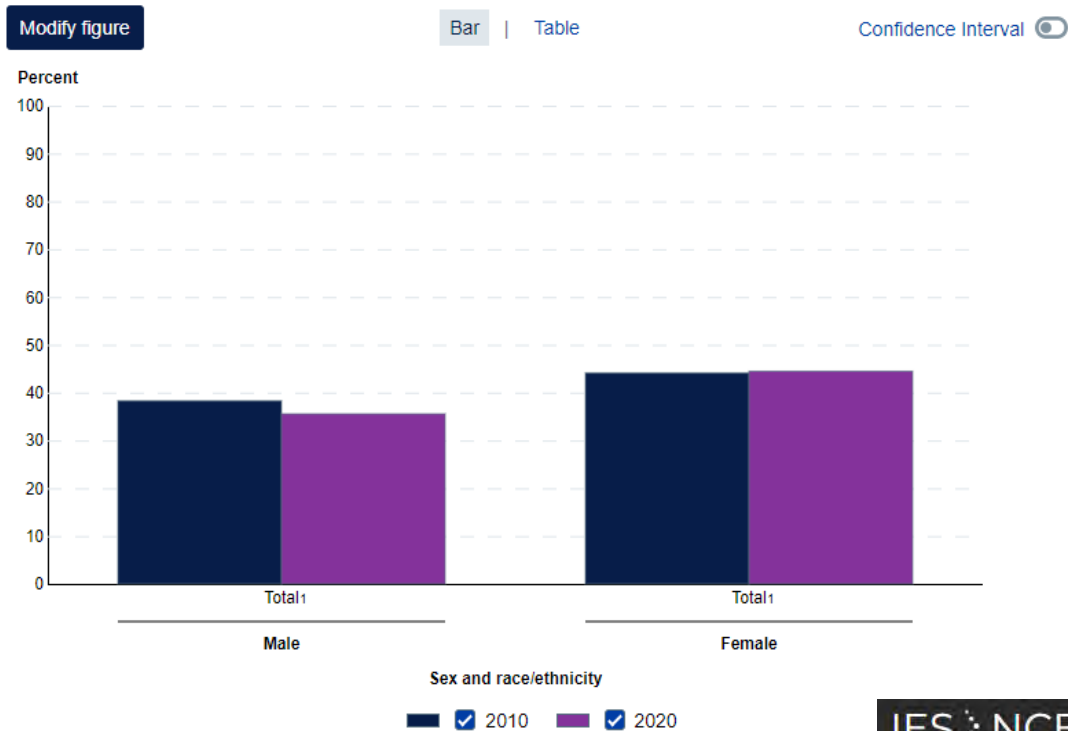
2010 → 2020, BY RACE/ETHNICITY

Figure 2. College enrollment rates of 18- to 24-year-olds, by race/ethnicity: 2010 and 2020



2010 → 2020, BY SEX

Figure 3. College enrollment rates of 18- to 24-year-olds, by sex and race/ethnicity: 2010 and 2020



The Pandemic Drop in Undergraduate Enrollment

By Nathan Grawe | June 7, 2020
Carleton College

US college enrollment another victim of COVID?

For a decade, US student enrollment numbers in undergraduate programs have been headed down. With wages up, ever more would-be students seem attracted to paychecks rather than higher education.

Helping High School Students Who've Fallen Off the College Track

The pandemic has derailed some students' postsecondary plans.

By Kimberly Reeves | March 25, 2022, at 1:17 p.m.

The Missing Hispanic Students

Higher ed's future, and the economy, depends on their coming back to college.

Has COVID disrupted the postsecondary pipeline?

Lauren Bauer, Veronica Clevestine, Wendy Edelberg, Elisabeth Raczek, and Winnie Yee - Thursday, October 14, 2021

Undergraduate Enrollment Falls 662,000 Students in Spring 2022 and 1.4 Million During the Pandemic

EDUCATION

Updated Figures Show College Enrollments Falling Further Behind Last Year

Michael T. Nietzel Senior Contributor @

I am a former university president who writes about higher education.

Follow

25% of students postponed college during Covid, some indefinitely

PUBLISHED FRI, APR 16 2021 8:02 AM EDT | UPDATED FRI, APR 16 2021 8:14 AM EDT

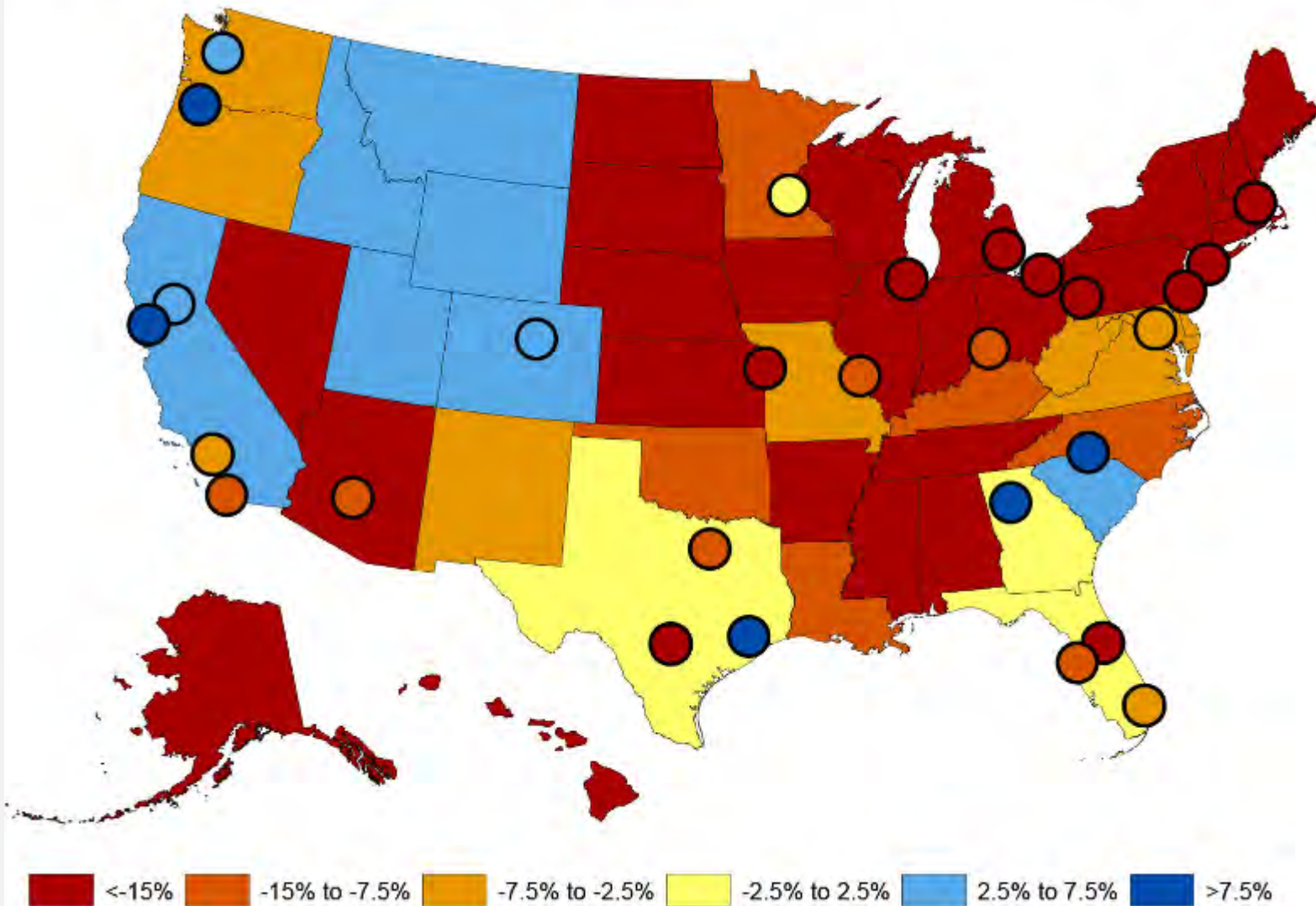


Jessica Dickler
@JDICKLER

SHARE

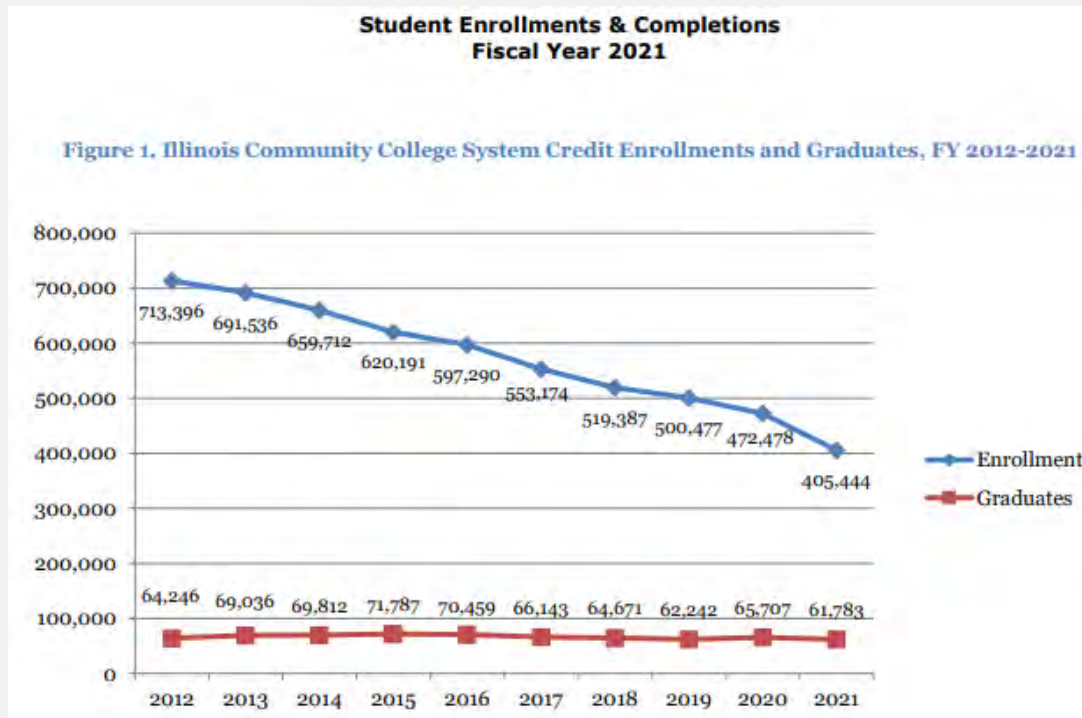


Forecasted growth and decline in college-going students, 2012-2029



Source: Nathan D Grawe, Carleton College.pdf

ILLINOIS #'S



- Seven out of ten Transfer degree and certificate completers in 2021 indicated intent to transfer to a four-year institution. (ICCB)
- The number of community college completions in fiscal year 2021 is the tenth highest count ever reported. (ICCB)

“While 80% of the 5.3 million students enrolled in public two-year institutions aim to earn a bachelor’s degree, only 29% transfer within six years and even fewer, 17%, complete a Bachelor’s.” (National Student Clearinghouse)

PATHWAYS, ARTICULATION
AGREEMENTS, GUARANTEED
ADMISSIONS, ETC.

- Since 2008, more than half of community colleges use guided pathways (AACCC)
- Can be found in the form of 2+2 agreements, 3+1 agreements, dual admission, dual enrollment
- Partnerships are often times (but not always) based on geographic location/proximity to 4-year institutions

THE PROS

- For students:
 - Alternative path to earning a Bachelor's degree
 - Enhanced relationships with 4-year partners, leading to early advising and other additional support
 - Flexibility (for some)
 - Cost (tuition savings + additional scholarship opportunities)
 - Early transfer planning and identifying a major/career goal
 - Ability to stay close to home
- For institutions:
 - Building a pipeline
 - Community colleges attract students from underserved groups in significant #'s
 - Students are planning their transfer earlier in the process

THE CONS

- Students feel locked in
- Students don't always matriculate as planned
 - 'Only 8% of all community college transfer students who complete a bachelor's degree followed a 2+2 enrollment pattern, and 63% did not spend two years at the community college before transferring' (Fink, 2017)
- Major changes
- Appropriate supports/resources not always available for students to be successful
- Institution-specific → Maintaining articulation agreements
- Connectedness to faculty

POLL
TIME

slido

Join at
slido.com
#4062 097



About 80% of students in college end up changing their major at least once.

On average, college students change their major at least three times over the course of their college career.

National Center for Education Statistics

SO, WHAT'S BEST FOR THE STUDENTS?

- Specific vs. broad
- Flexibility
- Focusing less on the marketing initiatives of a pathway program and more on the student success
 - Enhanced advising support
- **'Systemness'** - Streamline the transfer process for students within the system, regardless of where they transfer from or transfer to, by developing multi-campus policy frameworks (National Association for System Heads)
- "The transfer pathway, a century-old mechanism that allows community college students the opportunity to earn a baccalaureate degree, is a shared responsibility of community colleges and four-year colleges and universities."
(Jack Kent Cooke Foundation)
 - + High Schools!

THE UNIVERSITY OF ILLINOIS SYSTEM / **TRANSFER** GUARANTEE

~Effective Fall 2022~

Go.uillinois.edu/TransferGuarantee

To participate in The U of I System Transfer Guarantee, students need to meet all of the following requirements:

- Enrolled only at an Illinois community college after graduating from an Illinois high school
- Earned a minimum of 36 graded, transferable semester hours at the time of application to the university
- Attained a minimum grade point average of 3.0 in all transferable coursework completed at the time of application to the university
- Satisfied the university's English language proficiency requirement

*Students who complete all requirements listed above are guaranteed admission to the university, not guaranteed admission to a specific college or major.

SOURCES

- <https://www.uillinois.edu/data>
- <https://www.pb.uillinois.edu/reports-public/illinois-transfers/>
- National Center for Education Statistics. (2022). College Enrollment Rates. *Condition of Education*. U.S. Department of Education, Institute of Education Sciences. Retrieved July 1, from <https://nces.ed.gov/programs/coe/indicator/cpb>.
- <https://ngrawe.sites.carleton.edu/wp-content/uploads/2020/09/Fig4.3C.pdf>
- http://www2.iccb.org/iccb/wp-content/uploads/2022/03/Annual_Enroll_Comp_2021_Final.pdf
- <https://nscresearchcenter.org/tracking-transfer/>
- <https://www.aacc.nche.edu/research-trends/fast-facts/>
- <https://powerofsystems.org/wp-content/uploads/2022/04/Power-of-Systems-Transfer-Report-2022.pdf>
- <https://www.jkcf.org/research/the-promise-of-the-transfer-pathway-opportunity-and-challenge-for-community-college-students-seeking-the-baccalaureate-degree/#:~:text=The%20transfer%20pathway%2C%20a%20century%2Dold%20mechanism%20that%20allows%20community,four%2Dyear%20colleges%20and%20universities>

QUESTIONS?

HOLLY PFLUM, HPFLUM@UILLINOIS.EDU
JULIAN PARROTT, JPARROTT@UILLINOIS.EDU